



District Report Card: 2017


State: Telangana	District: VIKARABAD
Class: 8	Subject: Mathematics
Schools: 51	Students: 1313


Participation/Coverage


Students

GENDER 	Boys		Girls	
	Number	%	Number	%
	583	44.40	730	55.60

AREA 	Rural		Urban	
	Number	%	Number	%
	1112	84.69	201	15.31

CATEGORY 	SC		ST		OBC		GEN	
	Number	%	Number	%	Number	%	Number	%
	312	23.76	167	12.72	722	54.99	112	8.53

CWSN 	LD	VI	HI	S&LD	ID	Oth
	2	3	1	1	1	33

MANAGEMENT 	Government		Government-aided	
	Number	%	Number	%
	1282	97.64	31	2.36

Average Performance of Students in EVS (%)

Overall	Gender		Area		Management		Social Group			
	Male	Female	Rural	Urban	Govt.	Aided	SC	ST	OBC	GEN
36.14	36.81	35.60	36.47	34.30	35.75	52.04	31.94	34.29	37.50	41.79

Performance on Learning Outcomes (LOs)

Learning Outcomes	Description	Average Performance(%)
M601	Solves problems involving large numbers by applying appropriate operations	38.71
M606	Solves problems on daily life situations involving addition and subtraction of fractions / decimals	34.25
M620	Finds out the perimeter and area of rectangular objects in the surroundings like floor of the class room, surfaces of a chalk box etc.	34.58
M621	Arranges given/collected information in the form of table, pictograph and bar graph and interprets them	37.02
M702	Interprets the division and multiplication of fractions	35.34
M705	Solves problems related to daily life situations involving rational numbers	32.60
M706	Uses exponential form of numbers to simplify problems involving multiplication and division of large numbers.	37.76
M707	Adds/subtracts algebraic expressions	38.23
M710	Solves problems related to conversion of percentage to fraction and decimal and vice versa	25.53
M717	Finds out approximate area of closed shapes by using unit square grid/ graph sheet	28.42
M719	Finds various representative values for simple data from her/his daily life contexts like mean, median and mode	47.41
M721	Interprets data using bar graph such as consumption of electricity is more in winters than summer	46.83
M801	Generalises properties of addition, subtraction, multiplication and division of rational numbers through patterns	31.27
M802	Finds rational numbers between two given rational numbers	35.05
M803	Proves divisibility rules of 2, 3,4, 5, 6, 9 and 11	44.70
M804	Finds squares, cubes, square roots and cube roots of numbers using different methods.	35.50
M808	Use various algebraic identities in solving problems of daily life.	46.83
M812	Verifies properties of parallelogram and establishes the relationship between them through reasoning	28.10
M818	Finds surface area and volume of cuboidal and cylindrical object	36.10
M819	Draws and interprets bar charts and pie charts	33.21

Range of Performance of Students who Answered Correctly							
Below 30%		30% - 50%		50% - 75%		Above 75%	
Number	%	Number	%	Number	%	Number	%
613	46.69	406	30.92	219	16.68	75	5.71

Lowest Performing Learning Outcomes (LOs)

1. Solves problems related to conversion of percentage to fraction and decimal and vice versa (25.53)
2. Verifies properties of parallelogram and establishes the relationship between them through reasoning (28.1)
3. Finds out approximate area of closed shapes by using unit square grid/ graph sheet (28.42)
4. Generalises properties of addition, subtraction, multiplication and division of rational numbers through patterns (31.27)
5. Solves problems related to daily life situations involving rational numbers (32.6)

CSWN: **LD-** Locomotor Disability; **VI-** Visual Impairment; **HI-** Hearing Impairment;
S&LD- Speech and Language Disability; **ID-** Intellectual Disability; **Oth-** Other Disability.